

**THE NETHERLANDS
(N E D E R L A N D)**



EC TYPE-APPROVAL CERTIFICATE

Communication concerning the:

- ~~type-approval~~⁽⁺⁾
- extension of type-approval⁽¹⁾
- ~~refusal of type-approval~~⁽⁺⁾
- ~~withdrawal of type-approval~~⁽⁺⁾

of a type of a component with regard to Directive 94/20/EC.


Type-approval number⁽²⁾ : **e4*94/20*1828*03**

Reason for extension : • New name & address of manufacturer.
• Increase of D- & S-value



Approval mark : See example of type plate

SECTION I

- 0.1. Make (trade name of manufacturer) : Monoflex
- 0.2. Type and general commercial description(s) : 08.0755, Monoflex / ACS
- 0.3. Means of identification of type if marked on the component⁽³⁾ : Type approval number
- 0.3.1. Location of that marking : On type plate
- 0.5. Name and address of manufacturer : Monoflex Nordic AB
Nibblegatan 21, Box 14
734 21 Hallstahammar Sweden
07. In the case of components and separate technical units, location and method of affixing of the EEC approval mark : On type plate
- 0.8. Name(s) and address(es) of assembly plant(s) : See information document (annex III, item 0.8)



SECTION II

1. Additional information (where applicable) : see Appendix I
2. Technical service responsible for carrying out the tests : RDW
Test Centre Lelystad
Talingweg 76
8218 NX Lelystad
3. Date of test report : 18-02-2003
13-02-2004
24-01-2011
4. Number of test report : RDW-94/20-1436
RDW-94/20-3163
RDW-94/20-5997
5. Remarks (if any) : see Appendix I
6. Place : Zoetermeer
7. Date : 24-01-2011
8. Signature :  

9. The index to the information package lodged with the competent authority that has granted type-approval, which may be obtained on request, is attached:
- Application form relating to Annex III and annexed drawings.
- Drawings and instructions for attachment.
- Fitting instructions.

⁽¹⁾ Delete where not applicable.

⁽²⁾ The EEC type-approval number appearing on this document shall consist of all sections outlined in Annex VII to Directive 70/156/EEC, as last amended by Directive 92/53/EEC. The component itself shall be marked as prescribed in the relevant separate Directive.

⁽³⁾ In the means of identification of type contains characters not relevant to describe the component types covered by this type-approval certificate such characters shall be represented in the documentation by the symbol “?” (e.g. ABC??123).

APPENDIX I

to EEC type-approval certificate number: e4*94/20*1828*03

concerning the component type-approval of mechanical coupling devices with regard to Directive 94/20/EC.

1. Additional information
- 1.1. Class of the type of coupling : F
- 1.2. Categories or types of vehicles for which the device is designed or restricted : See fitting instructions
- 1.3. Maximum D-value⁽¹⁾ : 11,01 kN
- 1.4. Maximum vertical load S at the coupling point⁽¹⁾ : 85 kg
- 1.5. Maximum load U at the fifth wheel coupling point⁽¹⁾ : --- tonnes
- 1.6. Maximum V-value⁽¹⁾ : --- kN
- 1.7. Instructions for attachment of the coupling type to the vehicle and photographs or drawings of the fixing points at the vehicle given by the manufacturer; additional information if the use of the coupling type is restricted to special types of vehicles : See fitting instructions
- 1.8. Information on the fitting of special towing brackets or mounting plates⁽¹⁾ : See fitting instructions
5. Remarks⁽²⁾ : The installation of the coupling device on the vehicle must be checked according to the requirements given in Annex VII (see Annex I Paragraph 5.10.)

⁽¹⁾ Delete where not applicable.

⁽²⁾ Including information as to whether fifth wheel couplings are unsuitable for positive steering.

